

MONTHLY REPORT OF DISBURSEMENTS
For the month of January, 2018 (REVISED)

Department : State Universities and Colleges (SUCs)
Agency : Negros Oriental State University
Operating Unit : N/A
Organization Code (UACS) : 080720000000
Funding Source Code (as clustered) : 01 - Regular Agency Fund
Report Status : PENDING (e.g. Fund Cluster: 101,102, 151)
PARTICULARS CURRENT YEAR BUDGET

| 1 | CURRENT YEAR BUDGET | | | | | PRIOR YEAR'S BUDGET | | | CURRENT YEAR'S | | | | | | Sub-Total | TRUST LIABILITIES | | | | GRAND TOTAL | REMARKS | | | | | | |
|--|---------------------|------------|-----|-------------|--------------|---------------------|---------------|--------|----------------|---------------|----|-----|----|-----|---------------|-------------------|-----------|----|----|-------------|--------------|---------------|------|------------------|---------------|-----|----|
| | PS | MOOE | Fin | CO | TOTAL | PS | MOOE | Fin CO | Sub-Total | PS | MC | Fin | CC | Sub | | TOTAL | 18=(6+17) | PS | MO | | | CO | TOTA | PS | MOOE | Fin | CO |
| 2 | 3 | 4 | 5 | 6=(2+3+4+5) | 7 | 8 | 9 | 10 | 11=(7+8+9+10) | 12 | 13 | 14 | 15 | 16= | 17=(11+16) | 18=(6+17) | 19 | 20 | 21 | 22=(1+23) | 24 | 25 | 26 | 27=(23+24+25+28) | 28 | | |
| Notice of Cash Allocation (NCA) | 8,892,426.85 | 123,312.21 | 0 | 0 | 9,015,739.06 | 0 | 21,056,295.38 | 0 | 0 | 21,056,295.38 | 0 | 0 | 0 | 0 | 21,056,295.38 | 30,072,034.44 | 0 | 0 | 0 | 0 | 8,892,426.85 | 21,179,607.59 | 0 | 0 | 30,072,034.44 | 0 | |
| MDS Checks Issued | 8,892,426.85 | 123,312.21 | 0 | 0 | 9,015,739.06 | 0 | 21,056,295.38 | 0 | 0 | 21,056,295.38 | 0 | 0 | 0 | 0 | 21,056,295.38 | 30,072,034.44 | 0 | 0 | 0 | 0 | 8,892,426.85 | 21,179,607.59 | 0 | 0 | 30,072,034.44 | 0 | |
| Advice to Debit Account | 0 | 0 | 0 | 0 | 0 | 0 | 0 | 0 | 0 | 0 | 0 | 0 | 0 | 0 | 0 | 0 | 0 | 0 | 0 | 0 | 0 | 0 | 0 | 0 | 0 | 0 | 0 |
| Notice of Transfer of Allocation (NTA) | 0 | 0 | 0 | 0 | 0 | 0 | 0 | 0 | 0 | 0 | 0 | 0 | 0 | 0 | 0 | 0 | 0 | 0 | 0 | 0 | 0 | 0 | 0 | 0 | 0 | 0 | 0 |
| MDS Checks Issued | 0 | 0 | 0 | 0 | 0 | 0 | 0 | 0 | 0 | 0 | 0 | 0 | 0 | 0 | 0 | 0 | 0 | 0 | 0 | 0 | 0 | 0 | 0 | 0 | 0 | 0 | 0 |
| Advice to Debit Account | 0 | 0 | 0 | 0 | 0 | 0 | 0 | 0 | 0 | 0 | 0 | 0 | 0 | 0 | 0 | 0 | 0 | 0 | 0 | 0 | 0 | 0 | 0 | 0 | 0 | 0 | 0 |
| Working Fund (NCA issued to BTr) | 0 | 0 | 0 | 0 | 0 | 0 | 0 | 0 | 0 | 0 | 0 | 0 | 0 | 0 | 0 | 0 | 0 | 0 | 0 | 0 | 0 | 0 | 0 | 0 | 0 | 0 | 0 |
| Tax Remittance Advices Issued (TRA) | 789,930.00 | 771,378.27 | 0 | 0 | 1,561,308.27 | 0 | 0 | 0 | 0 | 0 | 0 | 0 | 0 | 0 | 0 | 1,561,308.27 | 0 | 0 | 0 | 0 | 789,930.00 | 771,378.27 | 0 | 0 | 1,561,308.27 | 0 | |
| Cash Disbursement Ceiling (CDC) | 0 | 0 | 0 | 0 | 0 | 0 | 0 | 0 | 0 | 0 | 0 | 0 | 0 | 0 | 0 | 0 | 0 | 0 | 0 | 0 | 0 | 0 | 0 | 0 | 0 | 0 | 0 |
| Non-Cash Availment Authority (NCAA) | 0 | 0 | 0 | 0 | 0 | 0 | 0 | 0 | 0 | 0 | 0 | 0 | 0 | 0 | 0 | 0 | 0 | 0 | 0 | 0 | 0 | 0 | 0 | 0 | 0 | 0 | 0 |
| Others (CDT, BTr Docs Stamp, etc.) | 0 | 0 | 0 | 0 | 0 | 0 | 0 | 0 | 0 | 0 | 0 | 0 | 0 | 0 | 0 | 0 | 0 | 0 | 0 | 0 | 0 | 0 | 0 | 0 | 0 | 0 | 0 |

Summary

| PARTICULARS | PREVIOUS RE | CURRENT MONTH | AS OF DATE |
|--|-------------|---------------|-------------|
| (1) | (2) | (3) | (4) |
| Total Disbursement Authorities Receiver | | | |
| NCA | 0 | 59,770,000.00 | 59770000 |
| Working Fund | 0 | 0 | 0 |
| TRA | 0 | 1,561,308.27 | 1561308.27 |
| CDC | 0 | 0 | 0 |
| NCAA | 0 | 0 | 0 |
| Others (CDT, BTr Docs Stamp, etc.) | 0 | 0 | 0 |
| Less: Notice of Transfer Allocations (NTA) | 0 | 0 | 0 |
| Total Disbursements Authorities Availab | 0 | 61,331,308.27 | 61331308.27 |
| Less | | | |
| Lapsed NCA Disbursements | 0 | 0 | 0 |
| | 0 | 31,633,342.71 | 31633342.71 |
| Balance of Disbursements Authorities as | 0 | 29,697,965.56 | 29697965.56 |
| Total Disbursements Program | 0 | 61,331,308.27 | 61331308.27 |
| Less: * Actual Disbursements | 0 | 31,633,342.71 | 31633342.71 |
| (Over)/Under spending~ | 0 | 29,697,965.56 | 29697965.56 |

This report was generated using the Unified Reporting System on 27/03/2018 09:19

CERTIFIED CORRECT:


MERLYN A. ROMANO, CPA
University Chief Accountant

APPROVED BY:


JOEL P. LIMSON, Ph.D.
University President

MONTHLY REPORT OF DISBURSEMENTS
For the month of February, 2018

Department : State Universities and Colleges
 Agency : NEGROS ORIENTAL STATE UNIVERSITY (NORSU) SYSTEM
 Operating Unit : _____
 Organization Code (UACS) : 08 072 00 00000
 Funding Source Code (as clustered): _____
 (e.g. Old Fund Code: 101,102, 151)


| PARTICULARS | CURRENT YEAR BUDGET | | | | | PRIOR YEAR'S BUDGET | | | | | | | | | | SUB-TOTAL | TRUST LIABILITIES | | | | GRAND TOTAL | | | | | Remarks | | |
|-------------------------------------|----------------------|---------------------|----------|----------|----------------------|-------------------------------|---------------------|----------|----------|---------------------|-------------------------------|----------|----------|----------|----------------------|---------------------|----------------------|----------|----------|----------|-------------------|----------------------|---------------------|----------|----------|----------------------|---|----|
| | PS | MOOE | Fin. Exp | CO | TOTAL | PRIOR YEAR'S ACCOUNTS PAYABLE | | | | | PRIOR YEAR'S ACCOUNTS PAYABLE | | | | | | TOTAL | PS | MOOE | CO | TOTAL | PS | MOOE | Fin. Exp | CO | | TOTAL | |
| | | | | | | PS | MOOE | Fin. Exp | CO | Sub-Total | PS | MOOE | Fin. Exp | CO | Sub-Total | | | | | | | | | | | | | PS |
| 1 | 2 | 3 | 4 | 5 | 6= (2+3+4+5) | 7 | 8 | 9 | 10 | 11= (7+8+9+10) | 12 | 13 | 14 | 15 | 16= (12+13+14+15) | 17=(11+16) | 18=(6+17) | 19 | 20 | 21 | 22= (19+20+21) | 23 | 24 | 25 | 26 | 27= (23+24+25+26) | 28 | |
| Notice of Cash Allocation (NCA) | 19,734,782.08 | 2,101,336.41 | | | 21,836,118.49 | - | 7,018,160.62 | | | 7,018,160.62 | | | | | | 7,018,160.62 | 28,854,279.11 | | | | | 19,734,782.08 | 9,119,497.03 | | | 28,854,279.11 | e.g. Reasons for over or under spending and the catch-up plan | |
| MDS Checks Issued | | | | | - | | | | | - | | | | | | - | | | | | | | | | | | | |
| Advice to Debit Account | | | | | - | | | | | - | | | | | | - | | | | | | | | | | | | |
| Working Fund (NCA issued to BTr) | | | | | - | | | | | - | | | | | | - | | | | | | | | | | | | |
| Tax Remittance Advices Issued (TRA) | 943,150.22 | 231,329.39 | | | 1,174,479.61 | | | | | | | | | | | | 1,174,479.61 | | | | | 943,150.22 | 231,329.39 | | | 1,174,479.61 | | |
| Cash Disbursement Ceiling (CDC) | | | | | - | | | | | - | | | | | | - | | | | | | | | | | | | |
| Non-Cash Availment Authority (NCAA) | | | | | - | | | | | - | | | | | | - | | | | | | | | | | | | |
| Others (CDT, BTr Docs Stamp, etc.) | | | | | - | | | | | - | | | | | | - | | | | | | | | | | | | |
| TOTAL | 20,677,932.30 | 2,332,665.80 | # | # | 23,010,598.10 | - | 7,018,160.62 | - | - | 7,018,160.62 | - | - | - | - | - | 7,018,160.62 | 30,028,758.72 | - | - | - | - | 20,677,932.30 | 9,350,826.42 | - | - | 30,028,758.72 | | |


SUMMARY:

| | Previous Report- | This month | As of Date |
|---|----------------------|------------------------|----------------------|
| Total Disbursement Authorities Received | 61,331,308.27 | 1,174,479.61 | 62,505,787.88 |
| NCA | 59,770,000.00 | - | 59,770,000.00 |
| Working Fund | | | |
| TRA | 1,561,308.27 | 1,174,479.61 | 2,735,787.88 |
| CDC | | | |
| NCAA | | | |
| Others (CDT, BTr Docs Stamp, etc.) | | | |
| Less: Notice of Transfer Allocations (NTA)* issued | | | |
| Total Disbursements Authorities Available | 61,331,308.27 | 1,174,479.61 | 62,505,787.88 |
| Less: Lapsed NCA | | | |
| Disbursements * | 31,633,342.71 | 30,028,758.72 | 61,662,101.43 |
| Balance of Disbursements Authorities as of to date | 29,697,965.56 | (28,854,279.11) | 843,686.45 |

| | Previous Report | This month | As of Date |
|------------------------------------|----------------------|---------------------|----------------------|
| Total Disbursements Program | 61,331,308.27 | 1,174,479.61 | 62,505,787.88 |
| Less: * Actual Disbursements | 31,633,342.71 | 30,028,758.72 | 61,662,101.43 |
| (Over)/Under spending | 29,697,965.56 | (28,854,279.11) | 843,686.45 |

Notes: The use of NTA is discouraged
* Amounts should tally

Certified Correct:

MERLYN A. ROMANO, CPA
 Acting Chief Accountant
 Date: March 20, 2018

Approved By:

JOEL P. LIMSON, Ph. D.
 University President
 Date: March 20, 2018

MONTHLY REPORT OF DISBURSEMENTS
For the month of March, 2018

Department : State Universities and Colleges (SUCs)
Agency : Negros Oriental State University
Operating Unit : N/A
Organization Code (UACS) : 080720000000
Funding Source Code (as clustered) : 01 - Regular Agency Fund
Report Status : PENDING (e.g. Fund Cluster: 101,102, 151)

| PARTICULARS | CURRENT YEAR BUDGET | | | | | | PRIOR YEAR'S BUDGET | | | | | | Sub-Total | TRUST LIABILITIE GRAND TOTAL | | | | | | REMARKS | | | | | | |
|--|---------------------|--------------|-------|----|---------------|-------------------------------|---------------------|---|---------------------------------|---------------|----|----|-----------|------------------------------|---------------------|---------------|----|------|-------|---------|---------------|--------------|----|--------------|------------------|----|
| | PS | MOOE | FinEx | CO | TOTAL | PRIOR YEAR'S ACCOUNTS PAYABLE | | | CURRENT YEAR'S ACCOUNTS PAYABLE | | | PS | | MOOE | CO | TOTAL | PS | MOOE | FinEx | | CO | TOTAL | | | | |
| | | | | | | 7 | 8 | 9 | 10 | 11 | 12 | | | | | | | | | | | | 13 | 14 | 15 | 16 |
| 1 | 2 | 3 | 4 | 5 | 6=(2+3+4+5) | 7 | 8 | 9 | 10 | 11=(7+8+9+10) | 12 | 13 | 14 | 15 | 16=(11+12+13+14+15) | 17=(6+17) | 18 | 19 | 20 | 21 | 22=(12+23) | 24 | 25 | 26 | 27=(23+24+25+26) | 28 |
| No. Cash Allocation (NCA) | 13,952,457.98 | 4,552,034.80 | 0 | 0 | 18,504,492.78 | 0 | 1,861,655.71 | 0 | 6,298,473.67 | 8,160,129.38 | 0 | 0 | 0 | 0 | 8,160,129.38 | 26,664,622.16 | 0 | 0 | 0 | 0 | 13,952,457.98 | 6,413,690.51 | 0 | 6,298,473.67 | 26,664,622.16 | 0 |
| M. Checks Issued | 13,952,457.98 | 4,552,034.80 | 0 | 0 | 18,504,492.78 | 0 | 1,861,655.71 | 0 | 6,298,473.67 | 8,160,129.38 | 0 | 0 | 0 | 0 | 8,160,129.38 | 26,664,622.16 | 0 | 0 | 0 | 0 | 13,952,457.98 | 6,413,690.51 | 0 | 6,298,473.67 | 26,664,622.16 | 0 |
| Advice to Debit Account | 0 | 0 | 0 | 0 | 0 | 0 | 0 | 0 | 0 | 0 | 0 | 0 | 0 | 0 | 0 | 0 | 0 | 0 | 0 | 0 | 0 | 0 | 0 | 0 | 0 | 0 |
| Notice of Transfer of Allocation (NTA) | 0 | 0 | 0 | 0 | 0 | 0 | 0 | 0 | 0 | 0 | 0 | 0 | 0 | 0 | 0 | 0 | 0 | 0 | 0 | 0 | 0 | 0 | 0 | 0 | 0 | 0 |
| MDS Checks Issued | 0 | 0 | 0 | 0 | 0 | 0 | 0 | 0 | 0 | 0 | 0 | 0 | 0 | 0 | 0 | 0 | 0 | 0 | 0 | 0 | 0 | 0 | 0 | 0 | 0 | 0 |
| Advice to Debit Account | 0 | 0 | 0 | 0 | 0 | 0 | 0 | 0 | 0 | 0 | 0 | 0 | 0 | 0 | 0 | 0 | 0 | 0 | 0 | 0 | 0 | 0 | 0 | 0 | 0 | 0 |
| Working Fund (NCA issued to BTr) | 0 | 0 | 0 | 0 | 0 | 0 | 0 | 0 | 0 | 0 | 0 | 0 | 0 | 0 | 0 | 0 | 0 | 0 | 0 | 0 | 0 | 0 | 0 | 0 | 0 | 0 |
| Tax Remittance Advices Issued (TRA) | 919,920.08 | 485,484.87 | 0 | 0 | 1,405,404.95 | 0 | 0 | 0 | 0 | 0 | 0 | 0 | 0 | 0 | 0 | 1,405,404.95 | 0 | 0 | 0 | 0 | 919,920.08 | 485,484.87 | 0 | 0 | 1,405,404.95 | 0 |
| Cash Disbursement Ceiling (CDC) | 0 | 0 | 0 | 0 | 0 | 0 | 0 | 0 | 0 | 0 | 0 | 0 | 0 | 0 | 0 | 0 | 0 | 0 | 0 | 0 | 0 | 0 | 0 | 0 | 0 | 0 |
| Non-Cash Availment Authority (NCAA) | 0 | 0 | 0 | 0 | 0 | 0 | 0 | 0 | 0 | 0 | 0 | 0 | 0 | 0 | 0 | 0 | 0 | 0 | 0 | 0 | 0 | 0 | 0 | 0 | 0 | 0 |
| Others (CDT, BTr Docs Stamp, etc.) | 0 | 0 | 0 | 0 | 0 | 0 | 0 | 0 | 0 | 0 | 0 | 0 | 0 | 0 | 0 | 0 | 0 | 0 | 0 | 0 | 0 | 0 | 0 | 0 | 0 | 0 |

Summary


| PARTICULARS | PREVIOUS REPORT | CURRENT MONTH | AS OF DATE |
|--|-----------------|---------------|---------------|
| (1) | (2) | (3) | (4) |
| Total Disbursement Authorities Received | | | |
| NCA | 59,770,000.00 | 32,656,000.00 | 92,426,000.00 |
| Working Fund | 0 | 0 | 0 |
| TRA | 1,561,308.27 | 1,405,404.95 | 2,966,713.22 |
| CDC | 0 | 0 | 0 |
| NCAA | 0 | 0 | 0 |
| Others (CDT, BTr Docs Stamp, etc.) | 0 | 0 | 0 |
| Less: Notice of Transfer Allocations (NTA) | 0 | 0 | 0 |
| Total Disbursements Authorities Available | 61,331,308.27 | 34,061,404.95 | 95,392,713.22 |
| Less: | | | |
| Lapsed NCA | 0 | 0 | 0 |
| Disbursements | 0 | 28,070,027.11 | 28,070,027.11 |
| Balance of Disbursements Authorities as c | 61,331,308.27 | 5,991,377.84 | 67,322,686.11 |
| Total Disbursements Program | 62,505,787.88 | 34,061,404.95 | 96,567,192.83 |
| Less: * Actual Disbursements | 61,662,101.43 | 28,070,027.11 | 89,732,128.54 |
| (Over)/Under spending~ | 843,686.45 | 5,991,377.84 | 6,835,064.29 |

This report was generated using the Unified Reporting System on 13/04/2018 17:18

Certified Correct:


MERLYN A. ROMANO, CPA
University Chief Accountant

Approved By:


JOEL P. LAWSON, Ph.D.
University President